





A1 AMERICAN
QUALITY SERVICE VALUE
SINCE 1911

TRIPLE SHEETING INSTRUCTIONS

THIS FOLDING TECHNIQUE CREATES AN INVITING "TURNED DOWN" LOOK.



1. Place the fitted sheet over the mattress and/or mattress pad.



2. Place the first flat sheet on the bed, making sure to pull it all the way up to the headboard.




3. Place the blanket or comforter over the first flat sheet. The top of the blanket should be $\frac{1}{2}$ " from the headboard.




4. The second flat sheet, or top cover, is then placed over the blanket, and is pulled up to the headboard. This will be a similar position to the first flat sheet.



5. Tuck the top 12" of the second flat sheet/top cover between the blanket and the first flat sheet.



6. Fold the top 12" of the first flat sheet back, over both the blanket/comforter and the second flat sheet/top cover.



7. This will encapsulate the blanket, providing a complete "turned down" look.



A1 AMERICAN
QUALITY SERVICE VALUE
SINCE 1911

TRIPLE SHEETING: WHY IT MAKES SENSE



TAKING THE RIGHT CLEANLINESS PRECAUTIONS

As this increased focus on clean rooms evolves, ways to ensure rooms are hygienic—and guests feel safe—will evolve. The question is now how to ensure cleanliness without driving up costs.

Triple sheeting has long been a trend in hospitality across all tiers of properties, offering a clean and crisp look. But it's not simply an aesthetic choice. Let's revisit why triple sheeting became the go-to method in hospitality - and how you're missing out if you're not triple sheeting at your property.

CHOICES FOR MAKING YOUR ROOM BEDS

Numerous top of bed configuration options for their rooms, including the use of triple sheeting, duvet covers, or bed spreads. Here are several factors that point to why triple sheeting is more important than ever.



A1 AMERICAN
QUALITY SERVICE VALUE
SINCE 1911



Room Cleanliness and Sheeting Durability Optimized.

Hands down, the triple sheeting method lends itself to a cleaner room. The top sheet can be processed and cleaned between every guest versus a quilted bedspread. While duvet covers are easily laundered, changing out the cover and processing it drive up the cost and time to change over a room.

Cost-Per-Item & Laundering Costs of Top Covers

Both a lower cost/item and lower laundering costs are just simple math. A single sheet or top cover is less expensive than duvet covers and bedspreads. If a top sheet or cover is torn or stained, the replacement cost will be much less than replacing the duvet.

Laundry costs are driven by the cumulative weight of the items laundered. Since a single sheet weighs half of what a duvet does, the laundering cost is that much less.

The Housekeeper Test

How long did it take you to remove and put a clean duvet cover on a king size duvet? Took a while, right? Even professional housekeeping staff spend three to four times longer replacing a duvet cover than triple sheeting a bed. With the increased pressure on housekeeping to ensure room cleanliness, this is a simple way to process a room faster.